

**JASPER
ELECTRONICS**

*Innovative Specialty
DC Power Systems*

Model GPAD201MXX-1K Convection / Conduction Cooled Power Supply

90-264 VAC Input / Single 200W Output



GENERAL OVERVIEW

Jasper's highly efficient and compact Low-Noise (Fanless) Convection / Conduction Cooled Power Supplies are the ideal choice for low-voltage, high-current, high-power density applications including medical equipment, IT, sensitive electronics, and other applications where audible noise and maintenance must be kept to a minimum. Because there are no fans to fail or require periodic cleaning, maintenance is reduced and MTBF is enhanced. Units can also be optionally ruggedized against shock, vibration, and humidity to meet MIL-STDs such as MIL-STD-810 and MIL-STD-167 for military applications.

These Jasper GPAD-Series supplies, available from 200-500 Watts continuous output power, can be used in either convection cooling or conduction cooling configurations. The factory recommends conduction cooling when used in ambient temperatures over +50°C. All models have a 3 year warranty. Please see below for more details.

FEATURES ON SELECT MODELS INCLUDE:

- Wide operating temperature: -20°C to +70°C
- Power factor: ≥ 0.95
- Output over voltage, over current, short circuit and over temperature protection
- Flame retardant and moisture-proof design
- Long life 125°C polymer output capacitors
- Low leakage current $\leq 0.5\text{mA}$
- LED Lamp working status indication
- High efficiency
- Compact size of 165x46x26mm (LxWxH)
- Two supplies can be used in parallel

PARTIAL 200W GPAD MODEL SELECTION

MODEL	INPUT VOLTAGE (VAC)	OUTPUT VOLTAGE (VDC)	OUTPUT CURRENT (A)	RATED POWER (W)	DIMENSION (LxWxH)
GPAD201M12-1K	90-264	12	0-17	200	165 x 46 x 26mm
GPAD201M15-1K	90-264	15	0-13.3	200	165 x 46 x 26mm
GPAD201M24-1K	90-264	24	0-8.3	200	165 x 46 x 26mm
GPAD201M28-1K	90-264	28	0-7.1	200	165 x 46 x 26mm
GPAD201M36-1K	90-264	36	0-5.5	200	165 x 46 x 26mm
GPAD201M48-1K	90-264	48	0-4.2	200	165 x 46 x 26mm
GPAD201M54-1K	90-264	54	0-3.7	200	165 x 46 x 26mm

CONTACT

1580 No. Kellogg Dr.
Anaheim, California, 92807

(714) 917-0749

www.jasperelectronics.com
sales@jasperelectronics.com



ISO9001:2015

Rev A-February-18-2023

TECHNICAL SPECIFICATIONS

INPUT CHARACTERISTICS						
Parameter		Min	Typ	Max	Unit	Remark
Input Voltage Range		90	220	264	VAC	
Input Current				3	A	
Inrush Current				50	A	220 VAC input, rated load
Input Frequency Range		47	50	63	Hz	
Power Factor		0.95				220 VAC input, rated load
Harmonic Distortion				15	%	230 VAC input, rated / half load
OUTPUT CHARACTERISTICS						
Parameter		Min	Typ	Max	Unit	Remark
Output Voltage	GPAD201M12-1K		+12V		VDC	The output voltage is set according to requirements
	GPAD201M15-1K		+15V		VDC	
	GPAD201M24-1K		+24V		VDC	
	GPAD201M28-1K		+28V		VDC	
	GPAD201M36-1K		+36V		VDC	
	GPAD201M48-1K		+48V		VDC	
	GPAD201M54-1K		+54V		VDC	
Output Current	GPAD201M12-1K	0		17	A	The output voltage is set according to requirements
	GPAD201M15-1K	0		13.3	A	
	GPAD201M24-1K	0		8.3	A	
	GPAD201M28-1K	0		7.1	A	
	GPAD201M36-1K	0		5.5	A	
	GPAD201M48-1K	0		4.2	A	
	GPAD201M54-1K	0		3.7	A	
Output Power				200	W	
Efficiency			91		%	220VAC input, rated loss
Ripple & Noise (Peak-Peak)				200	m Vp-p	Rated input and load range. output is decoupled by a high frequency 0.1 μF cap and one 10μF electrolytic capacitors. Bandwidth set at 20MHz
Load Regulation				±2	%	
Line Regulation				±0.5	%	
Temperature Coefficient				±0.03	% / °C	
ON / OFF Overshoot				±10	%	
Dynamic Response Overshoot				±5	%	25%~50%~25%, 50%~75%~50% load change, rate 0.1 A / us, cycle time 4ms
Dynamic Response Recovery Time				200	ūs	
Start-Up Time				2	S	220VAC input, rated load
Isolation Function						Two power supplies can be used in parallel. In order to obtain a better current sharing effect when in use, it is necessary to connect the current sharing buses of the two power supplies in parallel.

*Specifications subject to change without notice.

PROTECTION						
Parameter		Min	Typ	Max	Unit	Remark
Over Voltage Protect	GPAD201M12-1K	13.5			VDC	220VAC input, half load, hiccup mode
	GPAD201M15-1K	17			VDC	
	GPAD201M 24-1K	26			VDC	
	GPAD201M28-1K	30			VDC	
	GPAD201M36-1K	38			VDC	
	GPAD201M 48-1K	50			VDC	
	GPAD201M54-1K	56			VDC	
Over Current Protect	GPAD201M12-1K	17.5			A	Hiccup mode, self recovery
	GPAD201M15-1K	13.7			A	
	GPAD201M 24-1K	8.8			A	
	GPAD201M28-1K	7.6			A	
	GPAD201M36-1K	6			A	
	GPAD201M 48-1K	4.7			A	
	GPAD201M54-1K	4.2			A	
Short Circuit Protect		Can withstand permanent short. Self recover				
Over Temperature Protect		Hiccup mode, self recovery				
High Temperature Protect		Heat is dissipated through the power supply chassis. Avoid touching chassis while in operation				
SAFETY AND INSULATION CLASS						
Parameter		Standard Requirement				Remark
Input-Output		3000VAC/≤10mA/1 min				No arcing, no breakdown
Input-Earth		1500VAC/≤10mA/1 min				
Output-Earth		500VDC/≤10mA /1 min				
Ground Continuity		<0.1Ω				Test Current: 32A, Test duration: 120S
Insulation Resistance		≥10MΩ				Normal atmospheric pressure, Relative humidity <90%, non-condensing, Test voltage: 500VDC
Leakage Current		≤0.7m A				264VAC/ 50HZ Input
EMC TEST						
Test Item		Test Requirement				Standard
ESD		Air Discharge, ±8KV				IEC 61000-4-2 (Criterion A)
		Contact Discharge, ±6KV				IEC 61000-4-2 (Criterion A)
Radiated RF field (RS)		Freq: 80MHz~2GHz; Field Strength: 3V/m; Amplitude 80% AM (1kHz)				IEC 61000-4-3 (Criterion A)
Immunity to Conducted Disturbance (CS)		Freq: 0.15 MHz ~ 80 MHz , Field Strength: 3V/m, Amplitude modulation: 80% AM (1kHz)				IEC 61000-4-6 (Criterion A)
Fast Transient / Burst		± 2kV , Repeat frequency:5KHz & 100KHz				IEC 61000-4-4 (Criterion A)
Surge		Line-Line: 1 KV, Line-Earth: 2KV				IEC 61000-4-5 (Criterion A)
Conducted Emission (CE)		Class B				CISPR22;
Radiated Emission (RE)		Class B				EN55022; GB9254

*Specifications subject to change without notice.

ENVIRONMENTAL					
Parameter	Min	Typ	Max	Unit	Remark
Operating Temperature	-40		70	°C	Factory recommends conduction cooling when used in ambient temperatures over +50°C
Storage Temperature	-40		85	°C	
Relative Humidity	20		95	%	Non-condensing
Storage Relative Humidity	5		95	%	Non-condensing
Altitude			5000	m	For 3000~4000m, operating temperature decrease 1 °C for every increase of 200m
Cooling					Natural conduction heat dissipation
Vibration	Freq: 10Hz~55Hz (Sinusoidal), Amplitude: 0.35 mm				
Shock	Acceleration: 150 m/s², Duration: 11 ms				
Impact (Collision)	Collision waveform: half sine wave; Acceleration: 180m/s2; Pulse Width: 6ms; 6-phase, impact 100 times				
Static Pressure Test	TL=Wt*(S-1)*F*9.8(N) TL: Applied pressure, Unit: N Wt: Package weight. Unit:kg S: Allow stacking layers, select the maximum stacking layers; F: Safety factor, usually select 5: Duration: 2h ₀				
Moisture Proof	GB/T2423.4-1993 Alternating damp heat experiment, 24~45°C, 95%RH, 48h				
Anti-Mold	GB/T2423.16-1999 Mold test, level 2				
MTBF	≥150,000h				
MECHANICAL					
L x W x H (mm)	165 x 46 x 26				
Weight (Kg)	0.3Kg				
PIN DEFINITION					
Input Terminal	Description		Pin Function		Maximum Torque
	AC Input		L		
	AC Input		N		
	Protective Earth		PE		
Output Terminal	Output Positive		V+		0.8N.M
	Output Positive		V+		
	Output Negative		V-		
	Output Negative		V-		
Current Sharing Signal Terminal	Current Sharing Bus		S+		NA
	Signal Ground (Output Ground)		GND		
	Power Supply Status Indication Signal		PG		

*Specifications subject to change without notice.

PACKAGING AND SHIPPING

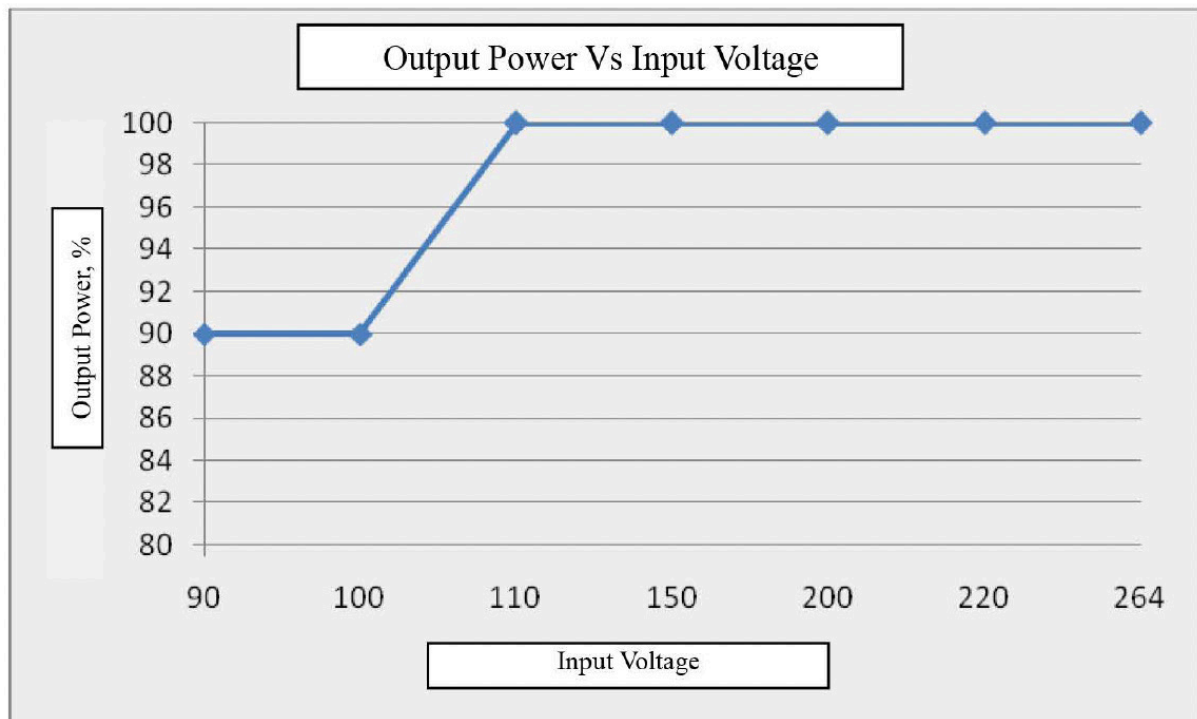
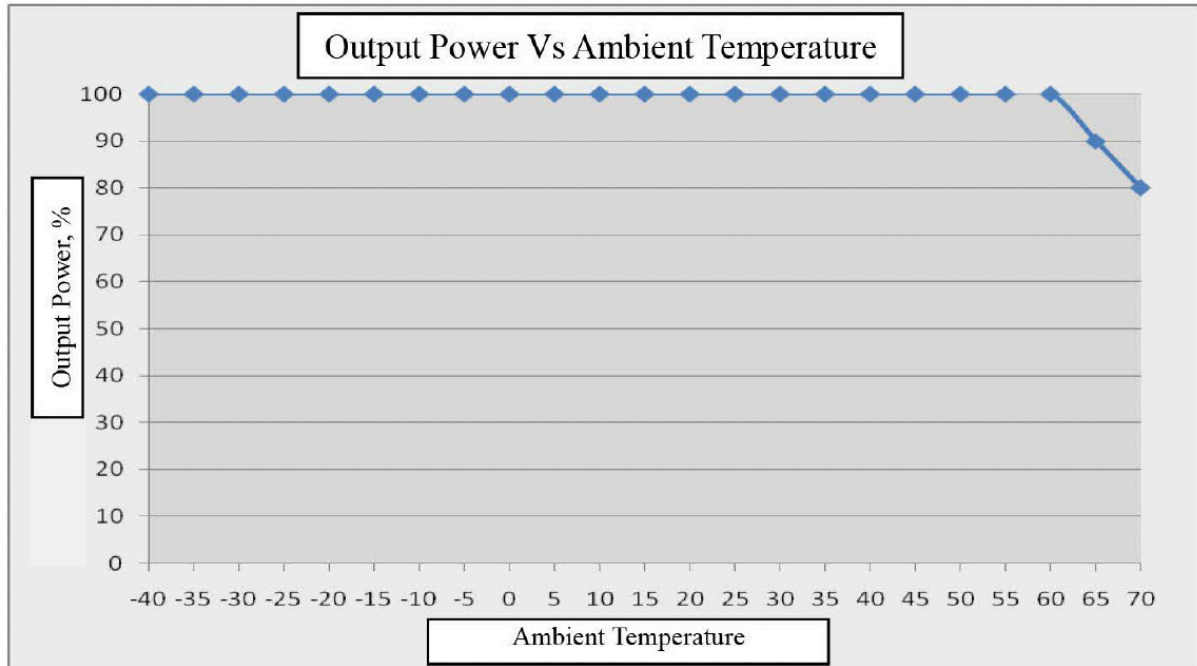
JE ships FOB Origin from the Anaheim, CA factory or our other subsidiary facilities.

LIMITED WARRANTY POLICY

All Jasper Electronics (JE) standard GPAD model power supplies and products are guaranteed to be free of defects in workmanship and materials for a minimum of three (3) years from the date of original shipment, when operated within specification. Non-standard (custom) power supplies and products may be warranted on an individual basis. The unused portion of this warranty is fully transferable with the original equipment in which the power supply is installed. Please see our website for full warranty statement.

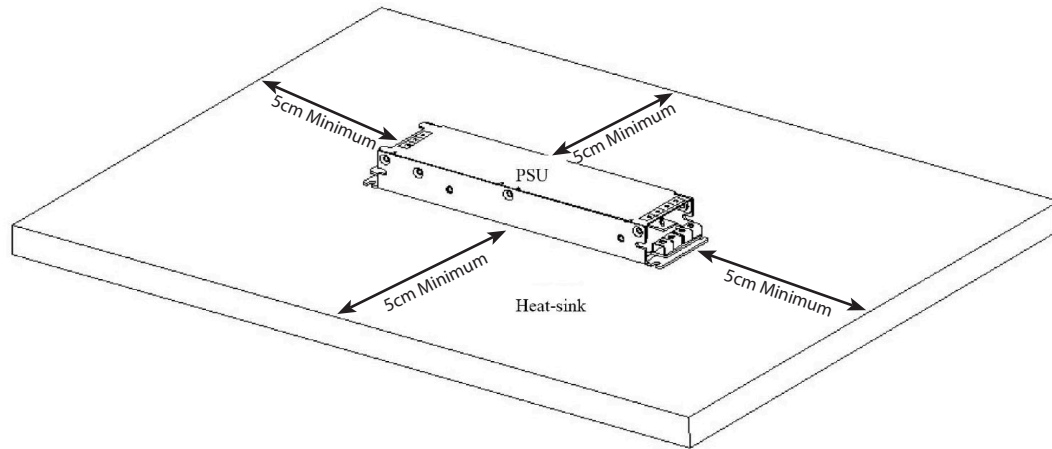
DERATING CURVE

Output Power vs Ambient Temperature & Input Voltage is as follows:

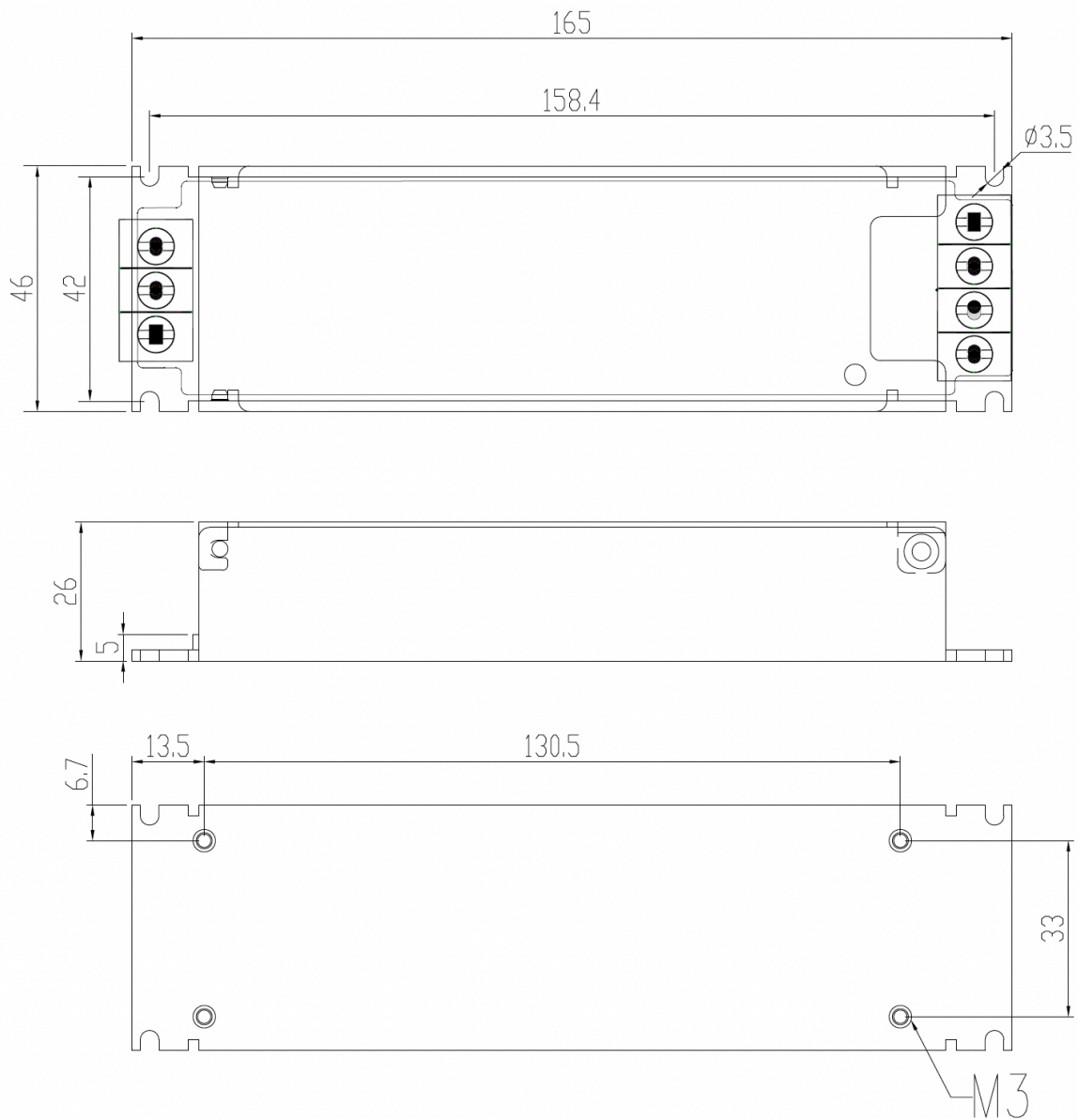


CONVECTION vs. CONDUCTION CONFIGURATION

In stock form, Jasper GPAD Supplies dissipate heat by natural convection. The factory recommends that conduction cooling be used for applications with ambient temperatures in excess of +50°C. For conduction cooling, please ensure that there is a heatsink (or casing) at the bottom of the power supply, and that its surface is smooth. The heatsink / casing surface must be sealed to the bottom of the power supply by adding thermal compound or silicone oil. In some applications, the GPAD supplies are mounted to liquid cooled metallic cold plates to remove heat. Generally, the recommended heatsink size is 400mm x 300mm x 20mm (L x W x H). Note: If the recommended external heat dissipation conditions are not met, the unit may shut down to protect itself against overheating. Please reduce the load accordingly in order to prevent an overheating condition.



GPAD MECHANICAL OUTLINE



INNOVATIVE SPECIALTY DC POWER SYSTEMS

Standard and Custom Power Supplies from 5W to 10KW

TRAFFIC CONTROL POWER SUPPLIES



- 70-400+ Watts / 120 and 220 VAC Models Available
- CALTRANS TEES, NYSDOT, CDOT, GDOT Compliant for 332, 334, 336, 342, 344, and 346 Series cabinets
- RoHS and NEMA Compliant
- Custom labeling and barcoding available
- Ruggedization against shock / vibration / humidity available

CUSTOM POWER DISTRIBUTION ASSEMBLIES (PDAs)



- Compliant with TEES 2020
- 1U smaller than the PDA2-LX and PDA3-LX
- User accessible slots as specified
- Custom labeling and barcoding available
- Ruggedization against shock / vibration / humidity available

COMPACT PCI



- AC or DC input, 175W - 500W DC output, active PFC
- 3U x 8HP, 6U x 8HP sizes
- PICMG 2.11 compliant, UL/CSA, NEMKO/TUV/CE certified, ROHS compliant
- Ruggedization against shock/ vibration/ humidity optional

Primary Applications: Industrial Computing, Military, Satellite Comm, Test, Transportation, Telecom, Aerospace

SPECIALTY HOT-SWAPPABLE POWER SUPPLIES



- 200-1500W, Universal Input, 5-54VDC Output
- Hot Swap. N+1, 90+% Efficiency
- 1U Form Factors
- 30+ Variations for Various Applications Including Nuclear
- Ruggedization against shock/ vibration/ humidity optional

Primary Applications: Medical Equipment, Military, Test, Automotive, Computing, Audio, Sensitive Electronics

RACK POWER SYSTEMS



- 200W-1500W, 2-8 slots, single or mixed output voltages, up to 10KW total
- Single, dual, or individual unit AC or DC input
- Internally or externally redundant DC outputs
- Standard 19" and 23" size or user-specified configurations also available
- Ruggedization against shock/ vibration/ humidity optional

Primary Applications: Medical Equipment, Military, Test, Automotive, Computing, Audio, Sensitive Electronics

CUSTOMS & MODIFIED STANDARDS



- 75W-2KW
- Single to 7 outputs
- Designed and built to custom or semi-custom specifications
- Ruggedization against shock/ vibration/ humidity optional
- Custom electrical specs, chassis, paint, labeling, connectors, interface all available

Primary Applications: Medical Equipment, Military, Test, Automotive, Computing, Audio, Sensitive Electronics

LOW NOISE CONVECTION / CONDUCTION COOLED POWER SUPPLIES



- 200W-500W, 90—264VAC full range input with 12-54 VDC Output
- Wide operating temperature range / high efficiency
- Small form factors
- Ruggedization against shock/ vibration/ humidity optional

Primary Applications: Medical Equipment, Military, IT, Sensitive Electronics

MEDICAL ADAPTERS



- 6W-250W, Efficiency levels V & VI
- Desktop, Wall-mount, and Interchangeable AC plug types
- Large selection of output connectors – additional cable lengths available
- UL60601 (medical) approved adapters available
- Ruggedization against shock/ vibration/ humidity optional

